

2007 UCSC Graduate Student Survey



Sirinda Sincharoen
Institutional Research & Policy Studies
January 2008

1

Survey Goals

- Identify graduate student issues & needs
- Gather data to support Graduate Division and graduate student programs, services, and activities
- Provide support for academic program review (external reviews and periodic departmental/program self-review)
- Create customized, accessible reports of results

2

Key Stakeholders



- Division Graduate Studies*
- Institutional Research*
- Graduate Student Association (GSA)*
- Departments/Programs
- Graduate Student Programs Providers

*Provided input on survey content

3

Survey Content Development



- **Dept/Program-Specific Items**
 - Decision to attend UCSC
 - Quality of department/program & faculty ratings
 - Primary advisor
 - Curriculum
 - Resources
 - Student voice
 - Climate
 - Career preparation
 - TA training
 - Overall satisfaction
- **Non-Specific Items**
 - Career goals
 - Graduate student services
 - Financing graduate school
 - Housing
 - Graduate student organizations and events

4

Survey Administration



- Survey format
 - Online using Perseus survey tool
- Administration
 - Spring 2007 - email invites from Dean to students enrolled in the Winter and/or Spring quarters plus 4 weekly email reminders
- Respondents
 - 1,415 graduate students solicited
 - 1,363 surveyed (52 undeliverable/refused)
 - Response rate 56% (N=766)
 - Response rates by department/program – 37% and 80%

5

Survey Results



Non-program/department specific items

- Online Static Report
 - <http://planning.ucsc.edu/irps/surveys.asp>

Table of Contents

| | |
|---|----|
| Executive Summary..... | 3 |
| Method..... | 4 |
| Results..... | 4 |
| Response Rates..... | 5 |
| Response Rates by Division..... | 6 |
| Response Rates by Department/Program..... | 6 |
| Departments/Programs with the Highest Response Rates..... | 7 |
| Departments/Programs with the Lowest Response Rates..... | 7 |
| Respondent Characteristics..... | 8 |
| Gender..... | 8 |
| Ethnicity..... | 8 |
| Level..... | 8 |
| Entry Term..... | 9 |
| Decision to Attend UCSC..... | 9 |
| Financial Aid..... | 10 |
| Financial Aid Satisfaction by Division..... | 10 |
| Housing..... | 11 |
| Campus Social Events..... | 12 |
| Health Insurance..... | 12 |
| Graduate Student Services..... | 14 |
| Employment Plans- Past and Present..... | 15 |
| Appendix A: 2007 Graduate Student Survey..... | 16 |

6

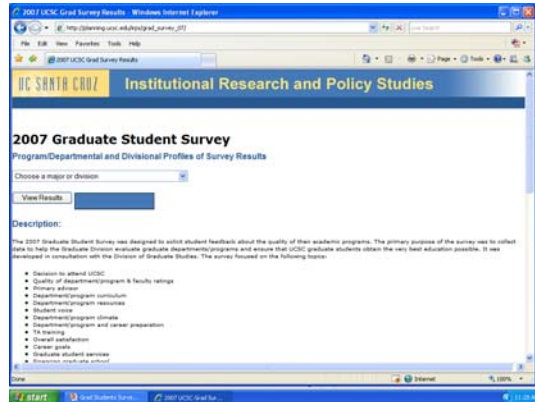
Survey Results



Department/Program Specific Results

- Online Dynamic Results Generator

○ http://planning.ucsc.edu/irps/grad_survey_07/



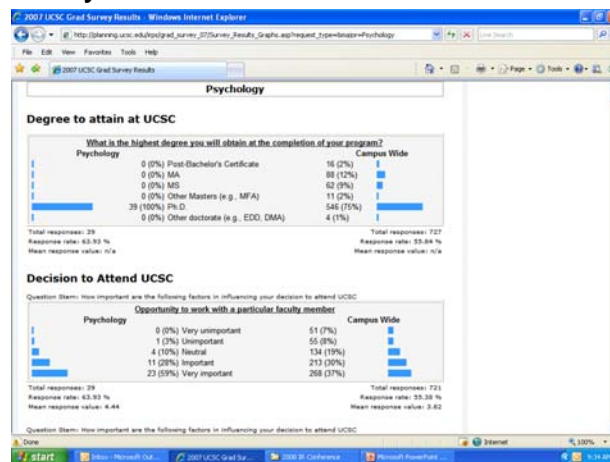
7

Survey Results




Department/Program Specific Results

- Online Dynamic Results Generator



8

Survey Results



- Technical Specs of Online Dynamic Results Generator
 - Web Host Server
 - Local
 - Web Server Software
 - Microsoft Internet Information Server (IIS) along with Active Server Pages (ASP)
 - Database
 - Microsoft “Jet” engine based on MS Access database format
 - Programming Language
 - ASP pages (with .NET utilities)

9


Survey Results- Applications & Uses



- Department/program review
- Student service providers – program evaluation
- Graduate student priorities- Graduate Student Association

10

Problems, Issues, & Areas of Improvement



- Uneven response rates among some programs/depts.
- Defining side-by-side comparison groups
- Software upgrades
 - ASP.NET web server tool
 - Visual Studio (using Visual Basic or Visual C#) to general code

11

For more information...



Contact Sirinda Sincharoen at:
sirinda@ucsc.edu

12